

26 100m Freestyle Men Final

Official

13NZR	13 Years New Zealand Short Course Record	53.07	2023-08-11	Liam Curling CSCAK
14NZR	14 Years New Zealand Short Course Record	51.42	2017-08-13	Michael Pickett ENTHP
NZR	Open New Zealand Short Course	47.17	2022-08-26	Carter Swift

Show more

Entries Heats Summary



Total

Rank	Competitor	Age	Club	RT	PTS	Result
1	Seymour William	18	Waimea Co...	0.71		49.86 Entry: 50.40 (-0.54)
	25m: 11.40	50m: 24.06 (12.66)	75m: 37.02 (12.96)			100m: 49.86 (12.84)
2	Zhang Kevin	17	Lynfield Col...	0.66		50.13 Entry: 49.39 (+0.74)
	25m: 11.37	50m: 23.85 (12.48)	75m: 36.88 (13.03)			100m: 50.13 (13.25)
3	Walker Fraser	16	Glendowie ...	0.77		50.92 Entry: 53.19 (-2.27)
	25m: 11.70	50m: 24.54 (12.84)	75m: 37.95 (13.41)			100m: 50.92 (12.97)
4	Klouwens Harrison	18	Auckland G...	0.68		51.50 Entry: 49.80 (+1.70)
	25m: 11.60	50m: 24.48 (12.88)	75m: 38.02 (13.54)			100m: 51.50 (13.48)
5	Visser Brendan	18	Rangitoto C...	0.69		51.59 Entry: 50.50 (+1.09)
	25m: 11.79	50m: 24.94 (13.15)	75m: 38.38 (13.44)			100m: 51.59 (13.21)
5	Gear Isaac	16	Green Bay ...	0.64		51.59 Entry: 51.33 (+0.26)
	25m: 11.35	50m: 24.20 (12.85)	75m: 37.73 (13.53)			100m: 51.59 (13.86)
7	Muchirahondo Ariel	15	John Paul ...	0.66		51.87 Entry: 52.56 (-0.69)
	25m: 11.73	50m: 24.76 (13.03)	75m: 38.35 (13.59)			100m: 51.87 (13.52)
8	Hardie Orlando	16	Hamilton B...	0.72		51.95 Entry: 51.29 (+0.66)
	25m: 11.97	50m: 24.93 (12.96)	75m: 38.54 (13.61)			100m: 51.95 (13.41)
9	Carroll Joshua	17	Palmerston...	0.68		51.96 Entry: 52.57 (-0.61)

25m: 11.76 50m: 25.06 (13.30) 75m: 38.62 (13.56)
100m: 51.96 (13.34)

10  **Curling Liam** 14  **Long Bay C...** 0.68 **52.11**
Entry: 51.53 (+0.58)



25m: 12.09 50m: 25.36 (13.27) 75m: 39.02 (13.66)
100m: 52.11 (13.09)

11  **MacDonald Ethan** 17  **Hamilton B...** 0.78 **52.15**
Entry: 52.01 (+0.14)



25m: 11.88 50m: 24.97 (13.09) 75m: 38.59 (13.62)
100m: 52.15 (13.56)

12  **Williams Daniel** 17  **Hutt Valley ...** 0.66 **52.25**
Entry: 52.02 (+0.23)


25m: 11.76 50m: 25.12 (13.36) 75m: 38.71 (13.59)
100m: 52.25 (13.54)

12  **Hou Rui** 15  **Auckland G...** 0.69 **52.25**
Entry: 52.23 (+0.02)



25m: 11.98 50m: 25.12 (13.14) 75m: 38.77 (13.65)
100m: 52.25 (13.48)

14  **Karpov Savva** 16  **Auckland G...** 0.63 **52.39**
Entry: 52.41 (-0.02)



25m: 11.86 50m: 24.85 (12.99) 75m: 38.79 (13.94)
100m: 52.39 (13.60)

15  **Holder Brandon** 17  **Westlake B...** 0.58 **52.40**
Entry: 52.64 (-0.24)



25m: 12.07 50m: 25.40 (13.33) 75m: 39.01 (13.61)
100m: 52.40 (13.39)

16  **English Leo** 14  **Rotorua Bo...** 0.65 **52.93**
Entry: 53.54 (-0.61)



25m: 12.45 50m: 26.01 (13.56) 75m: 39.66 (13.65)
100m: 52.93 (13.27)

17  **Tian Donald** 14  **ACG Parne...** 0.61 **53.08**
Entry: 53.25 (-0.17)



25m: 11.99 50m: 25.42 (13.43) 75m: 39.29 (13.87)
100m: 53.08 (13.79)

18  **Potier Jack** 17  **Pinehurst S...** 0.70 **53.15**
Entry: 51.82 (+1.33)



25m: 12.17 50m: 25.47 (13.30) 75m: 39.39 (13.92)
100m: 53.15 (13.76)

19  **Cave Max** 16  **New Plymo...** 0.76 **53.22**
Entry: 54.15 (-0.93)



























25m: 11.98 50m: 25.19 (13.21) 75m: 39.13 (13.94)
100m: 53.22 (14.09)

20  **Downey Max** 16  **Hamilton B...** 0.66 **53.30**
Entry: 52.61 (+0.69)

25m: 12.08 50m: 25.73 (13.65) 75m: 39.67 (13.94)
100m: 53.30 (13.63)

21  **Humphries Jacob** 15  **Westlake B...** 0.74 **53.32**
Entry: 52.45 (+0.87)

25m: 12.19 50m: 25.42 (13.23) 75m: 39.33 (13.91)
100m: 53.32 (13.99)

22	 Weatherston Harvey Alfie	16	 Kings High ...	0.63	53.43 Entry: 53.94 (-0.51)
	25m: 12.23	50m: 25.77 (13.54)	75m: 39.72 (13.95)		
	100m: 53.43 (13.71)				
23	 Li Randal	17	 Kristin School	0.68	53.44 Entry: 55.32 (-1.88)
	25m: 11.96	50m: 25.26 (13.30)	75m: 39.35 (14.09)		
	100m: 53.44 (14.09)				
24	 Jager MunChi	16	 Christ's Col...	0.73	53.50 Entry: 53.93 (-0.43)
	25m: 12.08	50m: 25.65 (13.57)	75m: 39.59 (13.94)		
	100m: 53.50 (13.91)				
25	 Manderson Luke	15	 Christ's Col...	0.66	53.68 Entry: 53.05 (+0.63)
	25m: 11.75	50m: 25.19 (13.44)	75m: 39.94 (14.75)		
	100m: 53.68 (13.74)				
26	 Skidmore Sam	15	 Lindisfarne ...	0.65	53.75 Entry: 53.55 (+0.20)
	25m: 11.93	50m: 25.13 (13.20)	75m: 39.31 (14.18)		
	100m: 53.75 (14.44)				
27	 Julian Miles	17	 Hamilton B...	0.71	53.93 Entry: 53.85 (+0.08)
	25m: 12.25	50m: 25.78 (13.53)	75m: 39.84 (14.06)		
	100m: 53.93 (14.09)				
28	 Sandford Alex	14	 Whangapar...	0.66	53.95 Entry: 54.46 (-0.51)
	25m: 12.39	50m: 25.95 (13.56)	75m: 39.95 (14.00)		
	100m: 53.95 (14.00)				
29	 Gemmell Mahuta	16	 Te Kura Ma...	0.71	54.07 Entry: 54.28 (-0.21)
	25m: 12.41	50m: 26.28 (13.87)	75m: 40.55 (14.27)		
	100m: 54.07 (13.52)				
30	 Billingshurst Tariq	18	 Palmerston...	0.65	54.15 Entry: 55.20 (-1.05)
	25m: 12.44	50m: 26.29 (13.85)	75m: 40.28 (13.99)		
	100m: 54.15 (13.87)				
31	 Reekie Harry	14	 Christ's Col...	0.63	54.18 Entry: 56.10 (-1.92)
	25m: 12.37	50m: 26.08 (13.71)	75m: 40.40 (14.32)		
	100m: 54.18 (13.78)				
32	 Brummitt Noah	16	 Kings High ...	0.63	54.21 Entry: 53.77 (+0.44)
	25m: 12.36	50m: 26.05 (13.69)	75m: 40.25 (14.20)		
	100m: 54.21 (13.96)				
32	 Delamare William	16	 Westlake B...	0.68	54.21 Entry: 54.51 (-0.30)
	25m: 12.02	50m: 25.63 (13.61)	75m: 40.02 (14.39)		
	100m: 54.21 (14.19)				
34	 Swanepoel Jonathan	16	 Kingsway S...	0.65	54.23 Entry: 52.05 (+2.18)

25m: 12.08 50m: 25.75 (13.67) 75m: 40.10 (14.35)
100m: 54.23 (14.13)

35  **Woods Liam** 18  **Hamilton C...** 0.64 **54.24**
Entry: 54.98 (-0.74)

25m: 12.35 50m: 26.08 (13.73) 75m: 40.28 (14.20)
100m: 54.24 (13.96)

36  **Ellis Mitchell** 15  **Tauranga B...** 0.71 **54.31**
Entry: 54.52 (-0.21)

25m: 12.64 50m: 26.52 (13.88) 75m: 40.61 (14.09)
100m: 54.31 (13.70)

37  **Urlich Neo** 16  **St Paul's C...** 0.76 **54.32**
Entry: 54.55 (-0.23)

25m: 12.63 50m: 26.43 (13.80) 75m: 40.54 (14.11)
100m: 54.32 (13.78)

38  **Shen Bruce** 15  **Pinehurst S...** 0.67 **54.36**
Entry: 53.89 (+0.47)

25m: 12.18 50m: 25.60 (13.42) 75m: 40.02 (14.42)
100m: 54.36 (14.34)

39  **Blijlevens Troy** 16  **Westlake B...** 0.68 **54.42**
Entry: 53.51 (+0.91)

25m: 12.41 50m: 26.24 (13.83) 75m: 40.57 (14.33)
100m: 54.42 (13.85)

40  **Wells Soeren** 15  **Burnside Hi...** 0.73 **54.49**
Entry: 54.19 (+0.30)

25m: 12.47 50m: 26.04 (13.57) 75m: 40.26 (14.22)
100m: 54.49 (14.23)

41  **Yang Eric** 17  **Kings College** 0.68 **54.51**
Entry: 54.78 (-0.27)

25m: 12.51 50m: 26.49 (13.98) 75m: 40.61 (14.12)
100m: 54.51 (13.90)

42  **Boonen Caign** 16  **Hamilton B...** 0.70 **54.52**
Entry: 54.77 (-0.25)

25m: 12.22 50m: 26.03 (13.81) 75m: 40.28 (14.25)
100m: 54.52 (14.24)

43  **Markovich Nemanya** 16  **Mt Roskill ...** 0.64 **54.57**
Entry: 53.53 (+1.04)

25m: 11.98 50m: 25.68 (13.70) 75m: 39.95 (14.27)
100m: 54.57 (14.62)

43  **Jackson Luke** 16  **Rosmini Co...** 0.69 **54.57**
Entry: 54.99 (-0.42)


25m: 12.62 50m: 26.56 (13.94) 75m: 40.93 (14.37)
100m: 54.57 (13.64)

45  **Skehan Max** 15  **Marlboroug...** 0.70 **54.63**
Entry: 54.34 (+0.29)

25m: 12.24 50m: 25.97 (13.73) 75m: 40.04 (14.07)
100m: 54.63 (14.59)

46  **Burns Remy** 17  **Waiuku Col...** 0.76 **54.93**
Entry: 55.26 (-0.33)

25m: 12.66 50m: 26.54 (13.88) 75m: 40.86 (14.32)
100m: 54.93 (14.07)

47	 Ueno Taiga	17	 Mt Albert G...	0.69	55.04 Entry: 55.00 (+0.04)
	25m: 12.53 100m: 55.04 (14.11)	50m: 26.40 (13.87)	75m: 40.93 (14.53)		
48	 Zhang Yeenok	16	 Pinehurst S...	0.65	55.10 Entry: 56.39 (-1.29)
	25m: 12.64 100m: 55.10 (14.14)	50m: 26.58 (13.94)	75m: 40.96 (14.38)		
49	 Morton Oliver	18	 Nelson Coll...	0.65	55.17 Entry: 56.10 (-0.93)
	25m: 12.17 100m: 55.17 (14.42)	50m: 26.16 (13.99)	75m: 40.75 (14.59)		
50	 Freemantle Finn	15	 St Paul's C...	0.69	55.19 Entry: 56.80 (-1.61)
	25m: 12.70 100m: 55.19 (14.03)	50m: 26.83 (14.13)	75m: 41.16 (14.33)		
51	 Diener Corne	16	 Cambridge ...	0.68	55.34 Entry: 55.28 (+0.06)
	25m: 12.55 100m: 55.34 (14.48)	50m: 26.46 (13.91)	75m: 40.86 (14.40)		
52	 McFarlane William	16	 Kings High ...	0.68	55.41 Entry: 56.21 (-0.80)
	25m: 12.92 100m: 55.41 (14.16)	50m: 26.88 (13.96)	75m: 41.25 (14.37)		
53	 Rowe Sam	15	 Palmerston...	0.64	55.44 Entry: 54.75 (+0.69)
	25m: 12.57 100m: 55.44 (14.63)	50m: 26.43 (13.86)	75m: 40.81 (14.38)		
54	 Sun Michael	14	 Auckland G...	0.62	55.48 Entry: 55.66 (-0.18)
	25m: 12.50 100m: 55.48 (14.53)	50m: 26.47 (13.97)	75m: 40.95 (14.48)		
55	 Zhang YiFan	13	 Saint Kenti...	0.79	55.71 Entry: 56.01 (-0.30)
	25m: 12.61 100m: 55.71 (14.45)	50m: 26.71 (14.10)	75m: 41.26 (14.55)		
56	 Holmberg Nathan	17	 Aquinas Co...	0.68	55.72 Entry: 56.58 (-0.86)
	25m: 12.83 100m: 55.72 (14.40)	50m: 26.93 (14.10)	75m: 41.32 (14.39)		
57	 Glintmeyer Kase	13	 Whangapar...	0.69	55.73 Entry: 56.62 (-0.89)
	25m: 12.87 100m: 55.73 (14.22)	50m: 26.95 (14.08)	75m: 41.51 (14.56)		
58	 Shivnan Charlie	16	 Tauranga B...	0.65	55.80 Entry: 57.07 (-1.27)
	25m: 12.78 100m: 55.80 (14.53)	50m: 26.70 (13.92)	75m: 41.27 (14.57)		
59	 Lynch Tyson	16	 St Thomas ...	0.68	55.81 Entry: 55.77 (+0.04)

25m: 12.40 50m: 26.75 (14.35) 75m: 41.52 (14.77)
100m: 55.81 (14.29)

60  Rankin Leonard 16  Rotorua La... 0.68 **56.01**
Entry: 56.20 (-0.19)

25m: 12.69 50m: 26.70 (14.01) 75m: 41.54 (14.84)
100m: 56.01 (14.47)

61  Li Haorui 16  Mt Albert G... 0.69 **56.04**
Entry: 57.10 (-1.06)

25m: 12.77 50m: 26.65 (13.88) 75m: 41.49 (14.84)
100m: 56.04 (14.55)

62  Asiata Samuel 16  Macleans C... 0.70 **56.09**
Entry: 56.30 (-0.21)

25m: 12.80 50m: 27.24 (14.44) 75m: 41.80 (14.56)
100m: 56.09 (14.29)

63  Hewertson Ryan 15  Mahurangi ... 0.66 **56.16**
Entry: 56.02 (+0.14)

25m: 12.36 50m: 26.25 (13.89) 75m: 41.33 (15.08)
100m: 56.16 (14.83)

64  Herbst Zandre 13  Whakatane... 0.71 **56.22**
Entry: 58.22 (-2.00)

25m: 13.03 50m: 27.27 (14.24) 75m: 41.96 (14.69)
100m: 56.22 (14.26)

65  Dickison Charlie 13  Scots College 0.70 **56.26**
Entry: 55.68 (+0.58)

25m: 12.98 50m: 27.14 (14.16) 75m: 41.77 (14.63)
100m: 56.26 (14.49)

65  O'Mara Ethan 16  Wentworth ... 0.70 **56.26**
Entry: 55.27 (+0.99)

25m: 13.06 50m: 27.32 (14.26) 75m: 41.71 (14.39)
100m: 56.26 (14.55)

67  Miller Stephen 15  St Paul's C... 0.73 **56.34**
Entry: 55.82 (+0.52)

25m: 12.74 50m: 26.76 (14.02) 75m: 41.33 (14.57)
100m: 56.34 (15.01)

68  Kumala Chris 14  Rangitoto C... 0.59 **56.43**
Entry: 57.11 (-0.68)

25m: 12.82 50m: 27.08 (14.26) 75m: 41.78 (14.70)
100m: 56.43 (14.65)

68  Williams Luca 16  Auckland G... 0.69 **56.43**
Entry: 57.72 (-1.29)















25m: 12.83 50m: 26.77 (13.94) 75m: 41.59 (14.82)
100m: 56.43 (14.84)

70  Swanepoel Grayson 14  Kingsway S... 0.66 **56.47**
Entry: 56.41 (+0.06)

25m: 12.65 50m: 26.78 (14.13) 75m: 41.94 (15.16)
100m: 56.47 (14.53)

71  McEwan Ryleigh 15  Mt Maunga... 0.69 **56.82**
Entry: 57.67 (-0.85)

25m: 13.13 50m: 27.17 (14.04) 75m: 41.98 (14.81)
100m: 56.82 (14.84)

71	 Phillips Murdoch	16	 Mahurangi ...	0.62	56.49 Entry: 57.31 (-0.82)
	25m: 12.71 100m: 56.49 (14.40)	50m: 27.08 (14.37)	75m: 42.09 (15.01)		
72	 Pedersen Oscar	15	 Whangapar...	0.72	56.96 Entry: 57.83 (-0.87)
	25m: 13.23 100m: 56.96 (14.76)	50m: 27.42 (14.19)	75m: 42.20 (14.78)		
72	 Searle Bradley	15	 ACG Parne...	0.64	56.51 Entry: 55.55 (+0.96)
	25m: 12.72 100m: 56.51 (14.78)	50m: 27.02 (14.30)	75m: 41.73 (14.71)		
73	 Rust Jack	15	 New Plymo...	0.69	57.00 Entry: 55.26 (+1.74)
	25m: 12.26 100m: 57.00 (14.91)	50m: 26.65 (14.39)	75m: 42.09 (15.44)		
73	 Sun Danny	14	 Kings College	0.83	56.52 Entry: 55.90 (+0.62)
	25m: 13.07 100m: 56.52 (14.45)	50m: 27.18 (14.11)	75m: 42.07 (14.89)		
74	 Grace Flynn	16	 St Thomas ...	0.77	56.55 Entry: 57.90 (-1.35)
	25m: 12.96 100m: 56.55 (14.67)	50m: 27.30 (14.34)	75m: 41.88 (14.58)		
74	 Joyce Josiah	15	 Hamilton C...	0.60	57.03 Entry: 58.47 (-1.44)
	25m: 13.09 100m: 57.03 (14.61)	50m: 27.66 (14.57)	75m: 42.42 (14.76)		
75	 Beardsmore Ryan	16	 Rangiora Hi...	0.67	57.07 Entry: 56.27 (+0.80)
	25m: 12.73 100m: 57.07 (15.39)	50m: 26.74 (14.01)	75m: 41.68 (14.94)		
75	 Fukushima-Hall Mako	15	 Gisborne B...	0.59	56.56 Entry: 57.29 (-0.73)
	25m: 12.97 100m: 56.56 (14.56)	50m: 26.98 (14.01)	75m: 42.00 (15.02)		
76	 Barton Jack	16	 Kristin School	0.70	56.59 Entry: 56.22 (+0.37)
	25m: 13.18 100m: 56.59 (14.23)	50m: 27.78 (14.60)	75m: 42.36 (14.58)		
76	 Reddy Veeran	16	 Saint Kenti...	0.74	57.09 Entry: 58.86 (-1.77)
	25m: 12.93 100m: 57.09 (15.06)	50m: 26.94 (14.01)	75m: 42.03 (15.09)		
77	 O'Connor-Close Ewan	15	 Wellington ...	0.73	57.27 Entry: 56.35 (+0.92)
	25m: 12.88 100m: 57.27 (14.91)	50m: 27.39 (14.51)	75m: 42.36 (14.97)		
77	 Roman Adam	17	 Waiuku Col...	0.67	56.62 Entry: 56.66 (-0.04)

25m: 12.65 50m: 26.91 (14.26) 75m: 41.95 (15.04)
100m: 56.62 (14.67)

77  **Wang Henry** 13  **Kings College** 0.62 **57.27**
Entry: 58.43 (-1.16)

25m: 12.88 50m: 27.17 (14.29) 75m: 42.16 (14.99)
100m: 57.27 (15.11)

78  **Taylor Aidan** 15  **Macleans C...** 0.69 **56.66**
Entry: 56.68 (-0.02)

25m: 12.90 50m: 27.30 (14.40) 75m: 42.00 (14.70)
100m: 56.66 (14.66)

79  **Hu Jaden** 17  **St Andrew's...** 0.65 **56.80**
Entry: 56.75 (+0.05)

25m: 12.84 50m: 27.41 (14.57) 75m: 42.41 (15.00)
100m: 56.80 (14.39)

79  **Lushkott Tyler** 14  **Auckland G...** 0.68 **57.29**
Entry: 58.09 (-0.80)

25m: 13.01 50m: 27.65 (14.64) 75m: 42.87 (15.22)
100m: 57.29 (14.42)

79  **Beadell Ewan** 17  **John McGl...** 0.75 **56.80**
Entry: 56.96 (-0.16)

25m: 13.11 50m: 27.59 (14.48) 75m: 42.53 (14.94)
100m: 56.80 (14.27)

80  **Prajogo Vincent** 16  **Westlake B...** 0.62 **57.30**
Entry: 57.04 (+0.26)

25m: 12.96 50m: 27.42 (14.46) 75m: 42.31 (14.89)
100m: 57.30 (14.99)

81  **Cairns Zachary** 17  **Mt Maunga...** 0.66 **57.31**
Entry: 57.81 (-0.50)

25m: 13.26 50m: 27.50 (14.24) 75m: 42.30 (14.80)
100m: 57.31 (15.01)

82  **Webby Connor** 14  **Mt Albert G...** 0.64 **57.35**
Entry: 57.44 (-0.09)

25m: 13.17 50m: 27.83 (14.66) 75m: 42.69 (14.86)
100m: 57.35 (14.66)

83  **Wang Justin** 15  **Christ's Col...** 0.70 **57.38**
Entry: 58.53 (-1.15)

25m: 13.04 50m: 27.58 (14.54) 75m: 42.71 (15.13)
100m: 57.38 (14.67)

84  **Forsman Jack** 17  **Westlake B...** 0.70 **57.39**
Entry: 58.97 (-1.58)







25m: 13.25 50m: 27.70 (14.45) 75m: 42.81 (15.11)
100m: 57.39 (14.58)

85  **Fuatimau Caden** 13  **Kings College** 0.68 **57.42**
Entry: 58.11 (-0.69)



25m: 12.98 50m: 27.53 (14.55) 75m: 42.65 (15.12)
100m: 57.42 (14.77)

86  **Xiong Bryan** 14  **Kristin School** 0.65 **57.51**
Entry: 57.56 (-0.05)



25m: 13.19 50m: 27.68 (14.49) 75m: 42.63 (14.95)
100m: 57.51 (14.88)

87	 Whitehead Nathan	16	 Francis Do...	0.77	57.56 Entry: 57.56
	25m: 12.90	50m: 27.76 (14.86)	75m: 42.99 (15.23)		
	100m: 57.56 (14.57)				
88	 Thompson Robert	16	 Amuri Area ...	0.75	57.57 Entry: 57.14 (+0.43)
	25m: 13.17	50m: 27.90 (14.73)	75m: 42.77 (14.87)		
	100m: 57.57 (14.80)				
89	 Phillips Max	17	 Gisborne B...	0.65	57.80 Entry: 57.34 (+0.46)
	25m: 13.08	50m: 27.48 (14.40)	75m: 43.01 (15.53)		
	100m: 57.80 (14.79)				
90	 Jessen Charles	14	 Palmerston...	0.68	57.84 Entry: 57.44 (+0.40)
	25m: 13.28	50m: 27.79 (14.51)	75m: 42.88 (15.09)		
	100m: 57.84 (14.96)				
91	 Wyatt Ryan	15	 Rosmini Co...	0.59	57.90 Entry: 58.34 (-0.44)
	25m: 13.24	50m: 27.54 (14.30)	75m: 42.82 (15.28)		
	100m: 57.90 (15.08)				
92	 Tukia Simiosi	14	 Hamilton B...	0.75	57.91 Entry: 56.98 (+0.93)
	25m: 13.07	50m: 27.71 (14.64)	75m: 42.70 (14.99)		
	100m: 57.91 (15.21)				
93	 Lynn Harry	14	 ACG Taura...	0.64	58.00 Entry: 59.33 (-1.33)
	25m: 13.16	50m: 28.17 (15.01)	75m: 43.19 (15.02)		
	100m: 58.00 (14.81)				
94	 Herbert Will	14	 Macleans C...	0.77	58.08 Entry: 59.34 (-1.26)
	25m: 13.31	50m: 28.12 (14.81)	75m: 43.27 (15.15)		
	100m: 58.08 (14.81)				
95	 Maunder Jamie	17	 Westlake B...	0.71	58.20 Entry: 57.59 (+0.61)
	25m: 13.13	50m: 27.72 (14.59)	75m: 42.93 (15.21)		
	100m: 58.20 (15.27)				
96	 Hewertson Toby	17	 Mahurangi ...	0.69	58.30 Entry: 55.42 (+2.88)
	25m: 12.20	50m: 26.49 (14.29)	75m: 41.69 (15.20)		
	100m: 58.30 (16.61)				
97	 Lafaele-Pucher Bishop	14	 ACG Strath...	0.70	58.33 Entry: 57.66 (+0.67)
	25m: 13.51	50m: 28.12 (14.61)	75m: 43.40 (15.28)		
	100m: 58.33 (14.93)				
98	 Houghton Luke	14	 Bethlehem ...	0.63	58.36 Entry: 1:00.88 (-2.52)
	25m: 13.33	50m: 27.98 (14.65)	75m: 43.25 (15.27)		
	100m: 58.36 (15.11)				
98	 Allen Il'ya	15	 Orewa Coll...	0.77	58.36 Entry: 58.60 (-0.24)



25m: 13.29 50m: 27.60 (14.31) 75m: 43.00 (15.40)
100m: 58.36 (15.36)

100  Hill Fabian 13  Tauranga B... 0.75 **58.43**
Entry: 58.25 (+0.18)



25m: 13.34 50m: 28.12 (14.78) 75m: 43.46 (15.34)
100m: 58.43 (14.97)

101  Jack Owen 14  Kings High ... 0.81 **58.62**
Entry: 59.00 (-0.38)



25m: 13.28 50m: 27.96 (14.68) 75m: 43.36 (15.40)
100m: 58.62 (15.26)

102  Atkinson Will 13  Marlboroug... 0.80 **58.63**
Entry: 59.64 (-1.01)



25m: 13.22 50m: 27.93 (14.71) 75m: 43.31 (15.38)
100m: 58.63 (15.32)

103  Hogan Sheldon 14  Tauranga B... 0.73 **58.69**
Entry: 1:00.80 (-2.11)



25m: 13.71 50m: 28.58 (14.87) 75m: 43.88 (15.30)
100m: 58.69 (14.81)

104  Zhao Rick 14  Botany Do... 0.66 **58.77**
Entry: 58.53 (+0.24)



25m: 13.12 50m: 28.03 (14.91) 75m: 43.56 (15.53)
100m: 58.77 (15.21)

105  Housden Benjamin 17  St Bernard'... 0.72 **58.79**
Entry: 58.21 (+0.58)



25m: 13.31 50m: 27.96 (14.65) 75m: 43.42 (15.46)
100m: 58.79 (15.37)

105  Managh Max 15  Kristin School 0.72 **58.79**
Entry: 57.70 (+1.09)



25m: 13.69 50m: 28.43 (14.74) 75m: 43.79 (15.36)
100m: 58.79 (15.00)

107  Nicholson Beau 16  Botany Do... 0.69 **58.85**
Entry: 57.78 (+1.07)



25m: 13.23 50m: 28.18 (14.95) 75m: 43.58 (15.40)
100m: 58.85 (15.27)

107  Smith Michael 17  St Patrick's ... 0.71 **58.85**
Entry: 57.52 (+1.33)



25m: 13.05 50m: 28.11 (15.06) 75m: 43.86 (15.75)
100m: 58.85 (14.99)

109  Wang Henry 13  Rangitoto C... 0.67 **58.92**
Entry: 58.35 (+0.57)

25m: 13.42 50m: 28.01 (14.59) 75m: 43.51 (15.50)
100m: 58.92 (15.41)

120  Chase Max 14  Palmerston... 0.74 **59.06**
Entry: 59.75 (-0.69)



25m: 12.91 50m: 27.78 (14.87) 75m: 43.54 (15.76)
100m: 59.06 (15.52)

121  Greupink Dylan 15  Western He... 0.73 **59.13**
Entry: 1:00.24 (-1.11)



25m: 13.30 50m: 27.96 (14.66) 75m: 43.45 (15.49)
100m: 59.13 (15.68)

122	 Parsons Will	14	 Palmerston...	0.70	59.15 Entry: 1:00.34 (-1.19)
	25m: 13.73 100m: 59.15 (15.11)	50m: 28.79 (15.06)	75m: 44.04 (15.25)		
123	 Shine Harry	15	 Westlake B...	0.71	59.26 Entry: 1:00.47 (-1.21)
	25m: 13.01 100m: 59.26 (15.54)	50m: 27.91 (14.90)	75m: 43.72 (15.81)		
124	 Feng Bryan	13	 Kings College	0.73	59.30 Entry: 59.95 (-0.65)
	25m: 13.14 100m: 59.30 (15.93)	50m: 27.72 (14.58)	75m: 43.37 (15.65)		
125	 Mundy Joe	17	 St Andrew's...	0.78	59.33 Entry: 56.99 (+2.34)
	25m: 13.43 100m: 59.33 (15.66)	50m: 28.09 (14.66)	75m: 43.67 (15.58)		
126	 Karena Luke	15	 Henderson ...	0.72	59.34 Entry: 1:00.01 (-0.67)
	25m: 13.53 100m: 59.34 (15.29)	50m: 28.41 (14.88)	75m: 44.05 (15.64)		
127	 Rowe Jack	17	 Palmerston...	0.70	59.36 Entry: 56.28 (+3.08)
	25m: 13.10 100m: 59.36 (15.77)	50m: 27.87 (14.77)	75m: 43.59 (15.72)		
128	 Chin Timothy	13	 Auckland G...	0.66	59.40 Entry: 1:00.13 (-0.73)
	25m: 13.75 100m: 59.40 (14.94)	50m: 29.10 (15.35)	75m: 44.46 (15.36)		
129	 Rudge Nikau	17	 Gisborne B...	0.62	59.47 Entry: 57.09 (+2.38)
	25m: 12.50 100m: 59.47 (16.59)	50m: 27.06 (14.56)	75m: 42.88 (15.82)		
130	 Pascoe Jacob	14	 Whangarei ...	0.70	59.61 Entry: 1:00.44 (-0.83)
	25m: 13.53 100m: 59.61 (15.66)	50m: 28.24 (14.71)	75m: 43.95 (15.71)		
131	 Kuzmenkov Dmitry	15	 Takapuna ...	0.68	59.64 Entry: 59.03 (+0.61)
	25m: 13.96 100m: 59.64 (15.16)	50m: 29.51 (15.55)	75m: 44.48 (14.97)		
132	 Holmes Lewis	15	 Tauranga B...	0.67	59.68 Entry: 1:01.40 (-1.72)
	25m: 13.45 100m: 59.68 (15.40)	50m: 28.61 (15.16)	75m: 44.28 (15.67)		
133	 Exon Joshua	16	 St Andrew's...	0.67	59.69 Entry: 58.51 (+1.18)
	25m: 13.70 100m: 59.69 (15.53)	50m: 28.77 (15.07)	75m: 44.16 (15.39)		
133	 Xia Lucas	15	 ACG Parne...	0.63	59.69 Entry: 56.64 (+3.05)



25m: 13.03 50m: 28.12 (15.09) 75m: 44.14 (16.02)
100m: 59.69 (15.55)

135  **Phillips Arian** 14  **Mahurangi ...** 0.58 **59.71**
Entry: 1:00.13 (-0.42)



25m: 13.33 50m: 28.44 (15.11) 75m: 43.88 (15.44)
100m: 59.71 (15.83)

136  **Sasamoto Kaeto** 13  **Gisborne B...** 0.62 **59.72**
Entry: 1:00.53 (-0.81)



25m: 13.27 50m: 28.27 (15.00) 75m: 43.99 (15.72)
100m: 59.72 (15.73)

137  **Forbes Jacob** 13  **Rangitoto C...** 0.69 **59.79**
Entry: 59.75 (+0.04)



25m: 13.66 50m: 28.69 (15.03) 75m: 44.45 (15.76)
100m: 59.79 (15.34)

138  **Taylor Brooklyn** 15  **New Plymo...** 0.70 **59.82**
Entry: 58.77 (+1.05)



25m: 13.57 50m: 28.40 (14.83) 75m: 44.14 (15.74)
100m: 59.82 (15.68)

139  **Pinkerton Logan** 14  **Bethlehem ...** 0.64 **59.95**
Entry: 1:00.48 (-0.53)



25m: 13.61 50m: 28.67 (15.06) 75m: 44.55 (15.88)
100m: 59.95 (15.40)

140  **Hales Asher** 17  **New Plymo...** 0.89 **1:00.03**
Entry: 56.38 (+3.65)



25m: 13.03 50m: 27.68 (14.65) 75m: 43.58 (15.90)
100m: 1:00.03 (16.45)

141  **Boocock James** 13  **Nelson Coll...** 0.82 **1:00.10**
Entry: 59.83 (+0.27)



25m: 13.59 50m: 28.55 (14.96) 75m: 44.33 (15.78)
100m: 1:00.10 (15.77)

142  **Frankish McIndoe** 15  **Nelson Coll...** 0.71 **1:00.12**
Entry: 1:00.25 (-0.13)



25m: 13.55 50m: 28.94 (15.39) 75m: 44.72 (15.78)
100m: 1:00.12 (15.40)

143  **Graham Luca** 16  **St Andrew's...** 0.71 **1:00.19**
Entry: 58.63 (+1.56)



25m: 13.43 50m: 28.54 (15.11) 75m: 44.39 (15.85)
100m: 1:00.19 (15.80)

144  **Rowlands Jackson** 13  **New Plymo...** 0.67 **1:00.23**
Entry: 1:02.17 (-1.94)






















25m: 13.39 50m: 28.94 (15.55) 75m: 44.87 (15.93)
100m: 1:00.23 (15.36)

145  **Winder Marlow** 15  **Rosmini Co...** 0.83 **1:00.34**
Entry: 1:00.10 (+0.24)

25m: 13.51 50m: 28.32 (14.81) 75m: 44.34 (16.02)
100m: 1:00.34 (16.00)

146  **Tilley Christopher** 15  **Hillcrest Hi...** 0.79 **1:00.37**
Entry: 59.77 (+0.60)





25m: 14.01 50m: 29.01 (15.00) 75m: 44.83 (15.82)
100m: 1:00.37 (15.54)

147	 Pennington Kyan	14	 Westlake B...	0.77	1:00.45 Entry: 1:00.55 (-0.10)
	25m: 14.19 100m: 1:00.45 (15.16)	50m: 29.49 (15.30)	75m: 45.29 (15.80)		
148	 Douglas Monte	14	 Lindisfarne ...	0.65	1:00.55 Entry: 1:00.20 (+0.35)
	25m: 13.62 100m: 1:00.55 (15.75)	50m: 28.64 (15.02)	75m: 44.80 (16.16)		
149	 Aloua Finn	13	 Kings College	0.70	1:00.91 Entry: 1:03.05 (-2.14)
	25m: 13.72 100m: 1:00.91 (15.81)	50m: 28.96 (15.24)	75m: 45.10 (16.14)		
150	 Blakey Nicholas	17	 Westlake B...	0.74	1:01.08 Entry: 57.65 (+3.43)
	25m: 13.69 100m: 1:01.08 (16.18)	50m: 28.74 (15.05)	75m: 44.90 (16.16)		
151	 Wickham Elliot	15	 Lindisfarne ...	0.71	1:01.21 Entry: 1:01.26 (-0.05)
	25m: 13.89 100m: 1:01.21 (15.90)	50m: 29.47 (15.58)	75m: 45.31 (15.84)		
152	 Childs Henry	13	 Huanui Coll...	0.71	1:01.23 Entry: 1:01.50 (-0.27)
	25m: 13.71 100m: 1:01.23 (15.73)	50m: 29.27 (15.56)	75m: 45.50 (16.23)		
153	 Barr Callum	14	 Wentworth ...	0.70	1:01.83 Entry: 1:00.55 (+1.28)
	25m: 13.99 100m: 1:01.83 (16.90)	50m: 29.06 (15.07)	75m: 44.93 (15.87)		
154	 Martin Gianni	16	 Tauranga B...	0.65	1:01.87 Entry: 57.87 (+4.00)
	25m: 13.42 100m: 1:01.87 (16.60)	50m: 28.56 (15.14)	75m: 45.27 (16.71)		
155	 Zhang Calvin	13	 Glendowie ...	0.70	1:02.01 Entry: 1:02.05 (-0.04)
	25m: 13.97 100m: 1:02.01 (15.94)	50m: 29.66 (15.69)	75m: 46.07 (16.41)		
156	 Xie Jasper	13	 Kings College	0.66	1:02.25 Entry: 1:00.20 (+2.05)
	25m: 13.95 100m: 1:02.25 (16.07)	50m: 29.39 (15.44)	75m: 46.18 (16.79)		
157	 MacDonald Jacob	13	 Fraser High...	0.72	1:02.66 Entry: 1:03.01 (-0.35)
	25m: 13.99 100m: 1:02.66 (16.08)	50m: 29.46 (15.47)	75m: 46.58 (17.12)		
158	 Wills Charlie	13	 Saint Kenti...	0.75	1:03.93 Entry: 1:03.32 (+0.61)
	25m: 14.29 100m: 1:03.93 (16.95)	50m: 30.20 (15.91)	75m: 46.98 (16.78)		
159	 Jenkins Connor	14	 Mount Hutt ...	0.75	1:06.21 Entry: 1:00.92 (+5.29)

25m: 14.90
100m: 1:06.21 (17.11)

50m: 31.65 (16.75)

75m: 49.10 (17.45)

-	 Barnes Murray	13	 Orewa Coll...		DNS
-	 MacInnes Max	15	 St Johns C...	0.76	DSQ